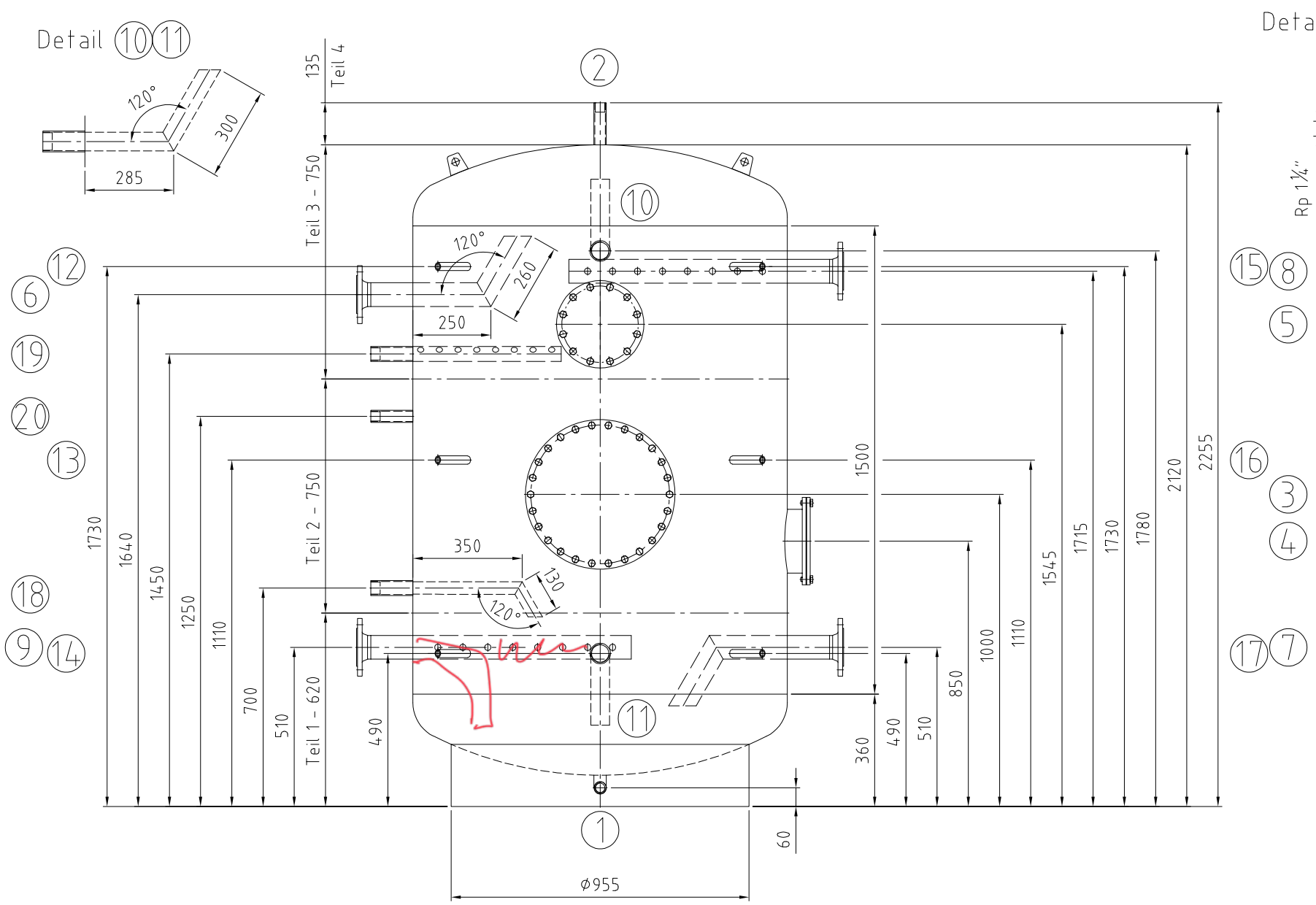


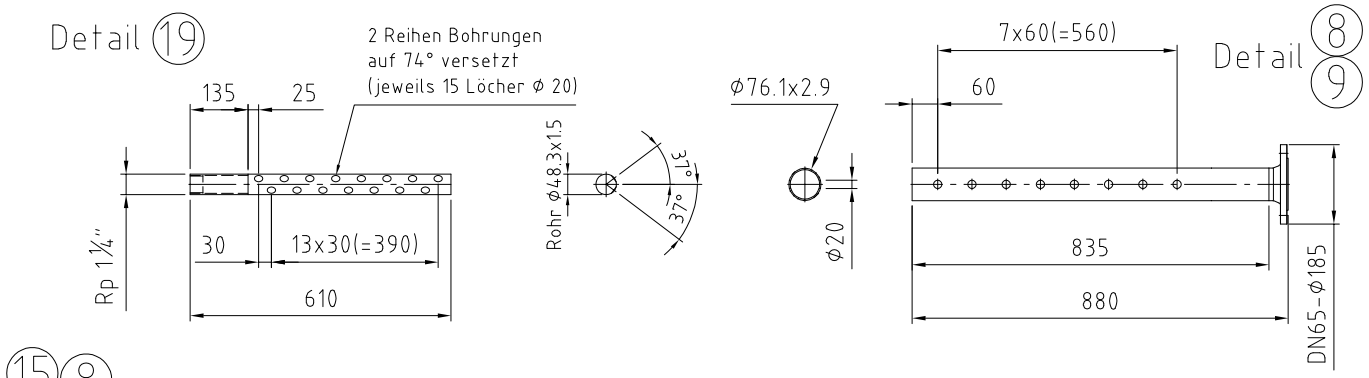


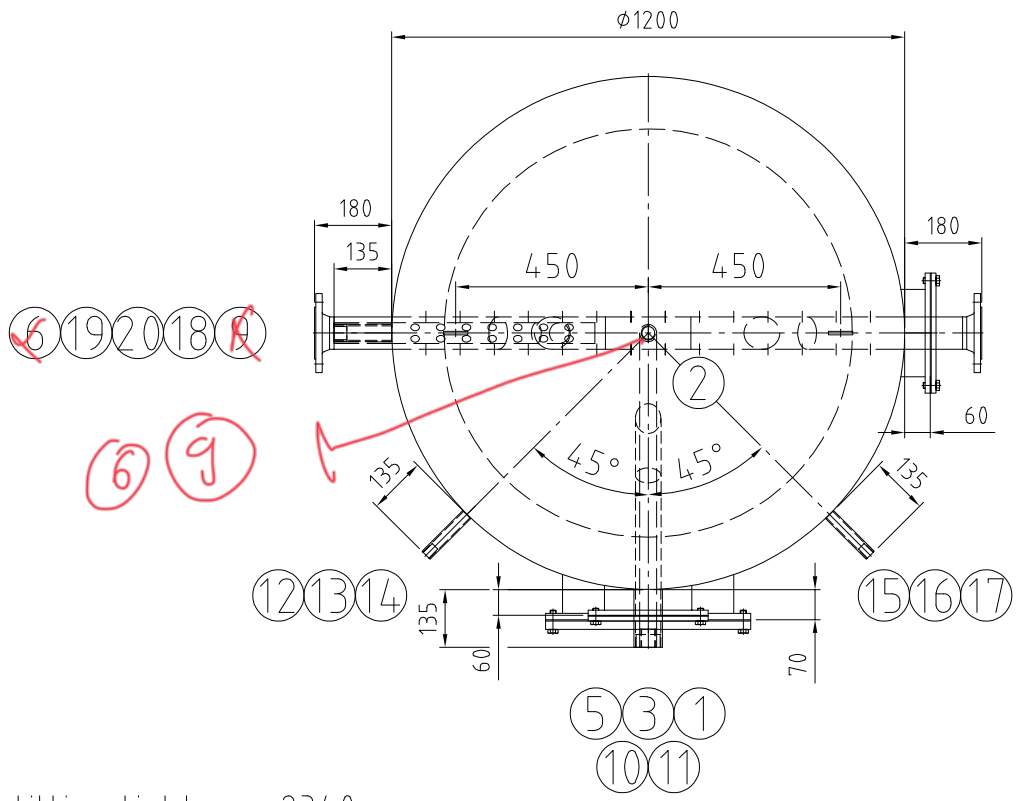


Für die Lage der Stutzen ist ausschließlich
die Draufsicht verbindlich!
Nozzle direction only according
to the top view!!

Kippmaß/ tilting tight: 2340 mm

| | | Mantelraum<br>Inside of jacket | Rohrraum<br>Inside of tubes | |
|---|---|---|---|---|
| Min./max. zul. Druck<br>Min./max. allow. pressure | (PS) | 0 / 6 | - | bar |
| Min./max. zul. Temperatur<br>Min./max. allow. temperature | (TS) | 0 / 109 | - | °C |
| Prüfdruck<br>Test pressure | (PT) | 9 | - | bar |
| Volumen<br>Capacity | (V) | 1975 | - | L |
| Oberflächenbearbeitung<br>Surface treatment | | gebeizt und passiviert<br>pickled and passivated | | |
| Werkstoff<br>material | | 1.4571 / 1.4404 316Ti / 316L | | |
| Gewicht<br>Weight | | 340 | | kg |
| Artikel-Nr.<br>Article number | | | | |
| Kategorie/Modul DGRL 2014/68/EU<br>Category/module PED 2014/68/EU | | Art.4 Abs. (3) / art. 4 (3) | | |

| Stutzen<br>Nozzle | Benennung<br>Denomination | DN | PN | Norm<br>Standard | Dichtfläche<br>Facing | Position<br>Position | Rohrabmessung<br>Dimension |
|---|---|---|---|---|---|---|---|
| 20 | Zirkulation/ circulation | Rp 1 " | | DIN 2986 | | | |
| 19 | Solarladung/ solar change | Rp 1 1/4" | | DIN 2986 | | | |
| 18 | Solarladung/ solar change | Rp 1 1/4" | | DIN 2986 | | | |
| 17 | Temperatursensor/ temperature gauge | Rp 1/2" | | DIN 2986 | | | |
| 16 | Temperatursensor/ temperature gauge | Rp 1/2" | | DIN 2986 | | | |
| 15 | Temperatursensor/ temperature gauge | Rp 1/2" | | DIN 2986 | | | |
| 14 | Thermometer / thermometer | Rp 1/2" | | DIN 2986 | | | |
| 13 | Thermometer / thermometer | Rp 1/2" | | DIN 2986 | | | |
| 12 | Thermometer / thermometer | Rp 1/2" | | DIN 2986 | | | |
| 11 | Kaltwasser / cold water | Rp 2" | | DIN 2986 | | | |
| 10 | Warmwasser / warm water | Rp 2" | | DIN 2986 | | | |
| 9 | Flanschanschluss /flange connection | 65 | 16 | DIN EN 1092-1 | 4 holes | | |
| 8 | Flanschanschluss /flange connection | 65 | 16 | DIN EN 1092-1 | 4 holes | | |
| 7 | Flanschanschluss /flange connection | 65 | 16 | DIN EN 1092-1 | 4 holes | | |
| 6 | Flanschanschluss /flange connection | 65 | 16 | DIN EN 1092-1 | 4 holes | | |
| 5 | Handloch/ handhole 200/280 | 200 | | RET | EPDM | | |
| 4 | Handloch/ handhole 200/280 | 200 | | RET | EPDM | | |
| 3 | Mannloch/ manhole 400/480 | 400 | | RET | EPDM | | |
| 2 | Entlüftung/ air vent | Rp 1 " | | DIN 2986 | | | |
| 1 | Entleerung/ drain | Rp 1 " | | DIN 2986 | | | |

| Index | Datum/date | Gez./drawn | Gepr./appr. | Änderungen nach Kundenwunsch / changes according customers request<br>Art der Änderung / Modification |
|---|---|---|---|---|
| Rev1 | 10.12.2025 | Riedel | Wihan | |

| | Datum/date | Name/name |
|---|---|---|
| Gez. / drawn | 03.12.2025 | Etzold |
| Gepr. / appr. | 03.12.2025 | Wihan |

Kennwort/Subject:

Benennung / Designation :

Warmwasserspeicher

RET 2000 Sonder als Bausatz 4-teilig

| Zeichnung Nr. / Drawing No. : | Projekt Nr. / Project No. : | Bestell Nr. / Order No. : | Maßstab / Scale | Blatt / sheet |
|---|---|---|---|---|
| 23396-0 Rev1 | P2500832 | KST300/123604 | 1:12.5 | 1/1 |

Stand/as per: 10.12.2025